

Structural Analysis Report

Whisper 500
70-ft Guyed Wind Turbine
TEP # 061289
November 6, 2006
Page 1 of 7

STRUCTURAL ANALYSIS REPORT

**WHISPER 500
70-ft GUYED WIND TURBINE**


TEP # 061289

**Revision 0
November 6, 2006**



Prepared For:





1.0 ASSIGNMENT

Subject – Structural analysis of the 70-ft guyed wind turbine

Purpose – The objective of the analysis was to determine if the guyed wind turbine would meet the ASCE 7-05, Minimum Design Loads for Buildings and Other Structures and the 2003 International Building Code for four different load cases.


2.0 SCOPE OF SERVICES

- 1) Conduct a structural analysis of the wind turbine support structure
- 2) Prepare a report of findings and conclusions

3.0 PARTICIPATING PERSONNEL

Carrier Representative: Mr. Jay Yeager
Southwest Windpower (SW)
1801 W. Route 66
Flagstaff, AZ 86001
(928) 779-9463

Consulting Engineers: Mr. Michael L. Gardner, P.E.
Mr. Ronnie E. Glover, EI
Tower Engineering Professionals, Inc. (TEP)
3703 Junction Boulevard
Raleigh, NC 27603-5263
(919) 661-6351



4.0 BACKGROUND INFORMATION

SW requested that TEP conduct a structural analysis of the guyed support structure. The analysis was to determine if the support structure would meet the ASCE 7-05. The structure is a 70-ft guyed, 5 Sch40-Grade 50 steel pipe with a Whisper 500 wind turbine installed.

TEP utilized the following information to complete the analysis:

- 1) Tower land kit installation manual by Southwest Windpower dated September 15, 2005, Document # 0032 REV D, provided by SW
- 2) Previous structural analysis by Southwest Windpower dated July 7, 2003, Document # 0193, provided by SW
- 3) Correspondence with SW with respect to the tower configuration


5.0 INVESTIGATION

Analyzed Appurtenance – See the appendix for a schedule including the wind turbine model considered in the analysis.

Codes and Standards – The structural analysis was performed in accordance with the ASCE/SEI 7-05, Minimum Design Loads for Buildings and Other Structures and the 2003 International Building Code.

Basic Load Combinations – Nine load combinations per ASCE 7-05 were considered for each of the four load cases as follows:

- | | |
|---|--------------------------------|
| 1) 1.4D | D = dead load |
| 2) 1.2D + 0.8W | W = wind load |
| 3) 1.2D + 1.6W | E = earthquake load |
| 4) 1.2D + 1.0E | D _i = weight of ice |
| 5) 0.9D + 1.6W | W _i = wind-on-ice |
| 6) 0.9D + 1.0E | |
| 7) 1.2D + 0.2D _i | |
| 8) 1.2D + D _i + W _i | |
| 9) 0.9D + D _i + W _i | |



5.0 INVESTIGATION – continued

Load Cases – Four load cases were considered in accordance with the above load combinations:

Load Case I – High wind, no ice, low seismic region

1) A 150-mph 3-second gust wind was applied for stress analysis.

Load Case II – Moderate wind, heavy ice, low seismic region

2) A 90-mph 3-second gust wind was applied for stress analysis.

3) A 40-mph 3-second gust wind was applied with 3/4” radial ice for stress analysis.

Load Case III – High wind, moderate ice, high seismic region

4) A 130-mph 3-second gust wind was applied for stress analysis.

5) A 30-mph 3-second gust wind was applied with 1/4” radial ice for stress analysis.

Load Case IV – Low wind, no ice, high seismic region

6) An 85-mph 3-second gust wind was applied for stress analysis.

Provisions of This Analysis

- 1) The tower and foundation were constructed according to manufacturer’s requirements.
- 2) The tower has been maintained according to the manufacturer’s specifications.
- 3) The structural integrity of the tower and tower components has not been compromised.
- 4) The information provided by SW was assumed accurate and complete.
- 5) This analysis report is not a construction document.
- 6) In determination of the design loads, TEP assumed the following:
 - a) Importance Factor = 1.00
 - b) Exposure Category C
 - c) Site Class D assumed for all seismic conditionsThese assumptions may change depending on site specific data. See Recommendations.
- 7) The mechanical specifications for the Whisper 500 wind turbine at the top of the tower are as follows:
 - a) Rotor Diameter = 15 ft
 - b) Swept Area = 176.7 ft²
 - c) Turbine Weight = 155 lb
 - d) Turbine Thrust = 800 lb



6.0 RESULTS – It is the opinion of Tower Engineering Professionals, Inc. that:


Load Cases I – IV

- 1) The superstructure will meet the ASCE 7-05 and 2003 IBC standards for structural capacity.

7.0 RECOMMENDATIONS – TEP recommends the following:

Load Cases I – IV

- 1) If the load differs from that described in the appendix of this report, or the assumptions listed in the provisions of this analysis are found to be invalid, another structural analysis should be performed.
- 2) This analysis report includes four load cases indicative to typical site design parameters. This analysis report is not a construction document. TEP shall reanalyze and issue a sealed report in the state specific to the wind turbine location.



8.0 APPENDIX

Height (ft)	Location	Mount	Description / Model
70	Top of Pipe Support	(1) Tower Insert Mount Bracket	Wind Turbine Whisper 500
49 – 70	–	–	(1) 21-ft 5 Sch40 ASTM A572 Gr. 50 Steel Pipe
28 – 49	–	–	(1) 21-ft 5 Sch40 ASTM A572 Gr. 50 Steel Pipe
7 – 28	–	–	(1) 21-ft 5 Sch40 ASTM A572 Gr. 50 Steel Pipe
0 – 7	–	–	(1) 7-ft 5 Sch40 ASTM A572 Gr. 50 Steel Pipe


Superstructure Results:

Item	Height (ft)	Result	Percent Capacity Used	Notes
Deflection	70	0.82-ft	-	
Twist	70	2.81°	-	
Mast Pipe	0 – 70	O. K.	64.9 %	
Guy Wires	0 – 70	O. K.	94.4 %	
Pivot Bolt	0	O. K.	23.4 %	Assumed A325 Type N 7/8" Φ

Guy Wire Configuration:

Guy Wires			Anchor Radius (ft)	IT @ 60°-F (kip) ¹	Allowable Tension (kip)	Maximum Tension (kip)
Elevation (ft)	Type	Diameter (in)				
63	7x19 Strand	5/16	35	0.56	5.88	5.55
35	7x19 Strand	5/16	35	0.56	5.88	2.29

¹ – Initial tension assumed to be 5% of breaking strength



Structural Analysis Report

Whisper 500
70-ft Guyed Wind Turbine
TEP # 061289
November 6, 2006
Page 7 of 7

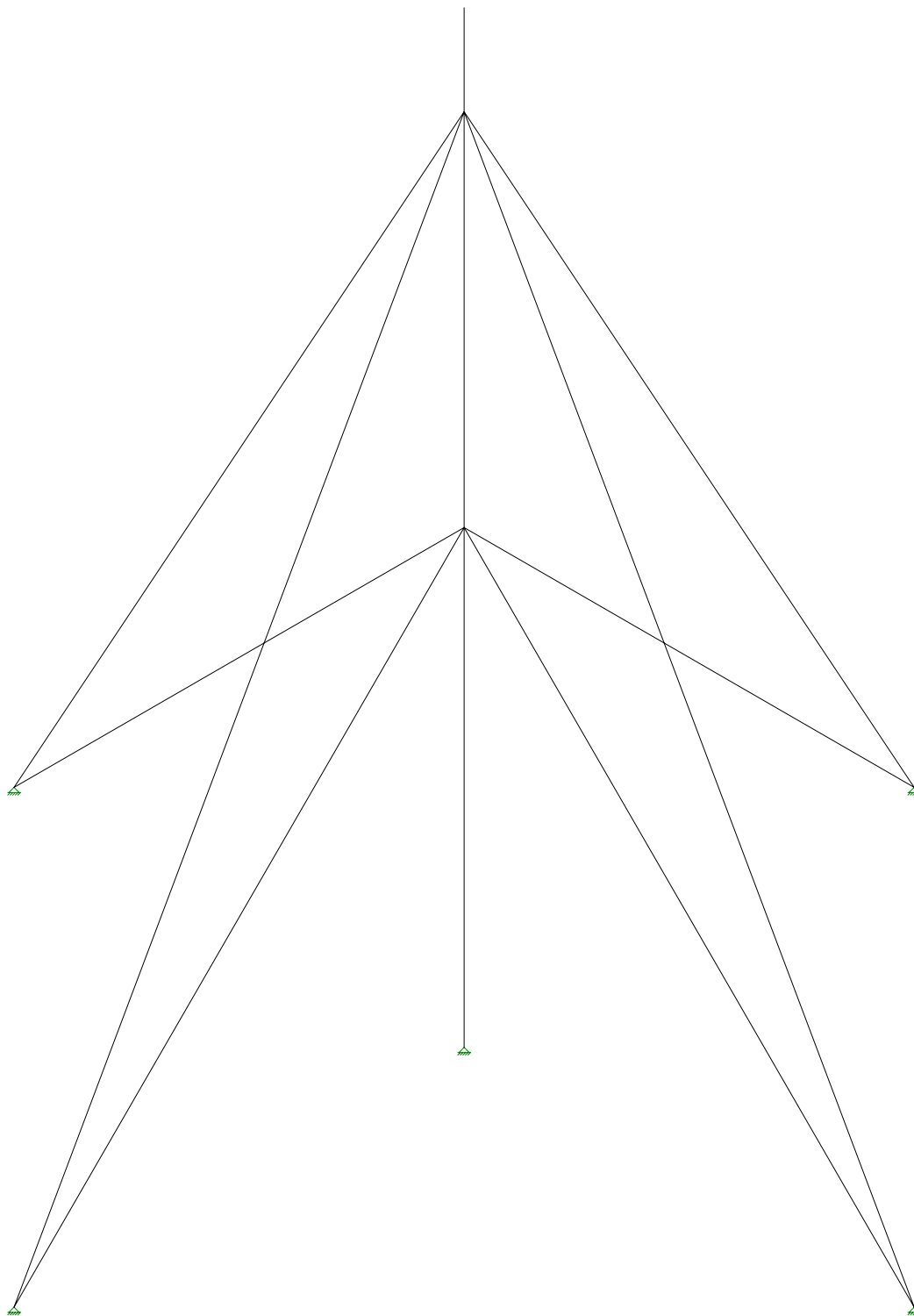
8.0 APPENDIX – continued

Substructure Results:

Item	Analysis Reactions (Kip)	Notes
Mast horizontal	0.7	
Mast vertical	9.0	
Anchor shear	4.3	
Anchor vertical	6.4	
Anchor rod	7.8	
Anchor angle	56.0°	

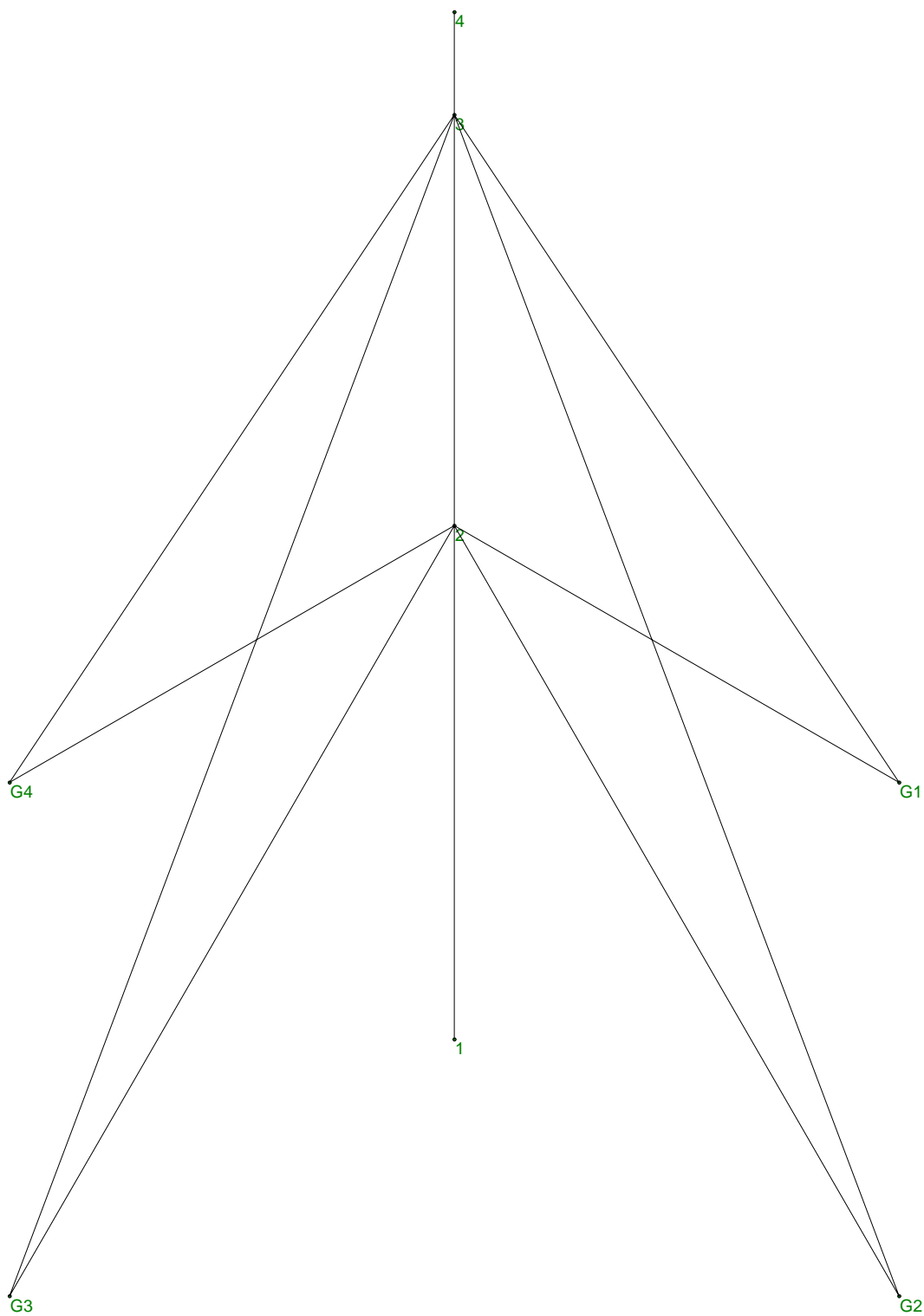
9.0 ATTACHMENTS

- 1) Program Output



Solution: Envelope

Tower Engineering Profes...	Whisper 500 70-ft	
REG		Nov 3, 2006 at 11:08 AM
061289		70-ft LC #1.r3d



Solution: Envelope

Tower Engineering Profes...

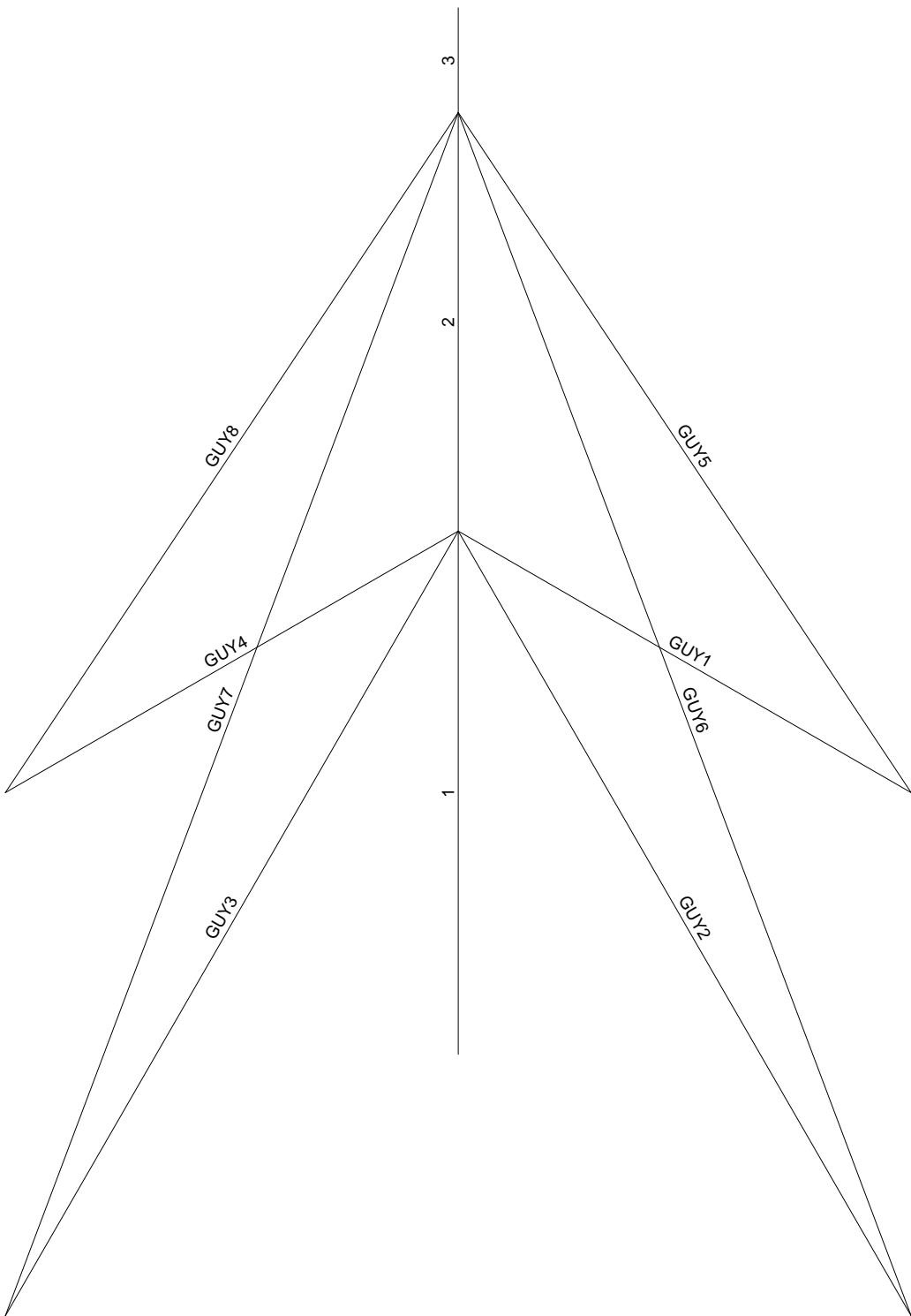
Whisper 500 70-ft

REG

Nov 3, 2006 at 11:09 AM

061289

70-ft LC #1.r3d



Solution: Envelope

Tower Engineering Profes...

Whisper 500 70-ft

REG

Nov 3, 2006 at 11:09 AM

061289

70-ft LC #1.r3d

Basic Load Cases

	BLC Description	Category	X Gr...	Y Grav...	Z Grav...	Joint	Point	Distributed	Area (... Surfac...
1	Dead	DL		-1		5		8	
2	Wind	WL				5		3	
3	Earthquake	EL				4			
4	Ice Weight	DL				5		3	
5	Wind on Iced Members	WL				5		3	

Load Combinations

	Description	Solve	PDelta	SRSS	BLC Factor	BLC Factor	BLC Factor	BLC Factor	BLC Factor	BLC Factor	BLC Factor	BLC Factor
1	Comb 1	Yes	Y		1	1.4						
2	Comb 3	Yes	Y		1	1.2	2	.8				
3	Comb 4	Yes	Y		1	1.2	2	1.6				
4	Comb 5	Yes	Y		1	1.2	3	1				
5	Comb 6	Yes	Y		1	.9	2	1.6				
6	Comb 7	Yes	Y		1	.9	3	1				
7	Comb 2i	Yes	Y		1	1.2	4	.2				
8	Comb 4i	Yes	Y		1	1.2	4	1	5	1		
9	Comb 6i	Yes	Y		1	.9	4	1	5	1		

General Material Properties

	Label	E [ksi]	G [ksi]	Nu	Therm (\1E5 F)	Density[k/ft^3]
1	gen Conc3NW	3155	1372	.15	.6	.145
2	gen Conc4NW	3644	1584	.15	.6	.145
3	gen Conc3LW	2085	906	.15	.6	.11
4	gen Conc4LW	2408	1047	.15	.6	.11
5	gen Alum	10600	4077	.3	1.29	.173
6	gen Steel	29000	11154	.3	.65	.49
7	RIGID	1e+7		0	0	0
8	Guy E=26800	26800	11154	.3	.65	.49

Joint Coordinates and Temperatures

	Label	X [ft]	Y [ft]	Z [ft]	Temp [F]	Detach From Diap...
1	1	0	0	0	0	
2	2	0	35	0	0	
3	3	0	63	0	0	
4	4	0	70	0	0	
5	G1	0	0	-35	0	
6	G2	35	0	0	0	
7	G3	0	0	35	0	
8	G4	-35	0	0	0	

Joint Boundary Conditions

	Joint Label	X [k/in]	Y [k/in]	Z [k/in]	X Rot.[k-ft/rad]	Y Rot.[k-ft/rad]	Z Rot.[k-ft/rad]	Footing
1	G1	Reaction	Reaction	Reaction				
2	G2	Reaction	Reaction	Reaction				
3	G3	Reaction	Reaction	Reaction				
4	G4	Reaction	Reaction	Reaction				
5	1	Reaction	Reaction	Reaction				

Member Primary Data

	Label	I Joint	J Joint	K Joint	Rotate(...)	Section/Shape	Type	Design List	Material	Design Rules
1	1	1	2			PIPE 5.0	Column	None	A992	Typical
2	2	2	3			PIPE 5.0	Column	None	A992	Typical
3	3	3	4			PIPE 5.0	Column	None	A992	Typical
4	GUY1	G1	2			5/16" EHS	None	None	Guy E=26800	Typical
5	GUY2	G2	2			5/16" EHS	None	None	Guy E=26800	Typical
6	GUY3	G3	2			5/16" EHS	None	None	Guy E=26800	Typical
7	GUY4	G4	2			5/16" EHS	None	None	Guy E=26800	Typical
8	GUY5	G1	3			5/16" EHS	None	None	Guy E=26800	Typical
9	GUY6	G2	3			5/16" EHS	None	None	Guy E=26800	Typical
10	GUY7	G3	3			5/16" EHS	None	None	Guy E=26800	Typical
11	GUY8	G4	3			5/16" EHS	None	None	Guy E=26800	Typical

Member Advanced Data

	Label	I Release	J Release	I Offset[in]	J Offset[in]	T/C Only	Physical	TOM	Inactive
1	1						Yes		
2	2						Yes		
3	3						Yes		
4	GUY1					Tension Only	Yes		
5	GUY2					Tension Only	Yes		
6	GUY3					Tension Only	Yes		
7	GUY4					Tension Only	Yes		
8	GUY5					Tension Only	Yes		
9	GUY6					Tension Only	Yes		
10	GUY7					Tension Only	Yes		
11	GUY8					Tension Only	Yes		

Joint Loads and Enforced Displacements (BLC 1 : Dead)

	Joint Label	L,D,M	Direction	Magnitude[k,k-ft in,rad k*s^2/ft]
1	4	L	Y	-.155
2	2	L	Y	-.0101
3	2	L	Y	-.0101
4	3	L	Y	-.0148
5	3	L	Y	-.0148

Joint Loads and Enforced Displacements (BLC 2 : Wind)

	Joint Label	L,D,M	Direction	Magnitude[k,k-ft in,rad k*s^2/ft]
1	4	L	X	.8
2	2	L	X	.0365
3	2	L	X	.0365
4	3	L	X	.0601
5	3	L	X	.0601

Joint Loads and Enforced Displacements (BLC 3 : Earthquake)

	Joint Label	L,D,M	Direction	Magnitude[k,k-ft in,rad k*s^2/ft]
1	1	L	X	.007
2	2	L	X	.012
3	3	L	X	.007
4	4	L	X	.001

Joint Loads and Enforced Displacements (BLC 4 : Ice Weight)

	Joint Label	L,D,M	Direction	Magnitude[k,k-ft in,rad k*s^2/ft]
1	4	L	Y	0

Joint Loads and Enforced Displacements (BLC 4 : Ice Weight) (Continued)

	Joint Label	L,D,M	Direction	Magnitude[k,k-ft in,rad k*s^2/ft]
2	2	L	Y	0
3	2	L	Y	0
4	3	L	Y	0
5	3	L	Y	0

Joint Loads and Enforced Displacements (BLC 5 : Wind on Iced Members)

	Joint Label	L,D,M	Direction	Magnitude[k,k-ft in,rad k*s^2/ft]
1	4	L	X	0
2	2	L	X	0
3	2	L	X	0
4	3	L	X	0
5	3	L	X	0

Member Distributed Loads (BLC 1 : Dead)

	Member Label	Direction	Start Magnitude[k/ft,deg]	End Magnitud...	Start Location[...]	End Location[ft,%]
1	GUY1	T	-30.27	-30.27	0	0
2	GUY2	T	-30.27	-30.27	0	0
3	GUY3	T	-30.27	-30.27	0	0
4	GUY4	T	-30.27	-30.27	0	0
5	GUY5	T	-30.27	-30.27	0	0
6	GUY6	T	-30.27	-30.27	0	0
7	GUY7	T	-30.27	-30.27	0	0
8	GUY8	T	-30.27	-30.27	0	0

Member Distributed Loads (BLC 2 : Wind)

	Member Label	Direction	Start Magnitude[k/ft,deg]	End Magnitud...	Start Location[...]	End Location[ft,%]
1	1	X	.0304	.0304	0	0
2	2	X	.0304	.0304	0	0
3	3	X	.0304	.0304	0	0

Member Distributed Loads (BLC 4 : Ice Weight)

	Member Label	Direction	Start Magnitude[k/ft,deg]	End Magnitud...	Start Location[...]	End Location[ft,%]
1	1	Y	0	0	0	0
2	2	Y	0	0	0	0
3	3	Y	0	0	0	0

Member Distributed Loads (BLC 5 : Wind on Iced Members)

	Member Label	Direction	Start Magnitude[k/ft,deg]	End Magnitud...	Start Location[...]	End Location[ft,%]
1	1	X	0	0	0	0
2	2	X	0	0	0	0
3	3	X	0	0	0	0

Envelope Joint Reactions

	Joint		X [k]	lc	Y [k]	lc	Z [k]	lc	MX [k-ft]	lc	MY [k-ft]	lc	MZ [k-ft]	lc
1	G1	max	0	1	-.337	5	-.264	5	0	1	0	1	0	1
2		min	-.001	3	-.628	1	-.485	1	0	1	0	1	0	1
3	G2	max	.485	1	.015	2	0	2	0	1	0	1	0	1
4		min	0	2	-.628	1	0	4	0	1	0	1	0	1
5	G3	max	0	1	-.337	5	.485	1	0	1	0	1	0	1
6		min	-.001	3	-.628	1	.264	5	0	1	0	1	0	1
7	G4	max	-.311	9	-.404	9	0	3	0	1	0	1	0	1
8		min	-4.333	5	-6.428	5	0	1	0	1	0	1	0	1
9	1	max	0	9	8.955	3	0	1	0	1	0	1	0	1

Envelope Joint Reactions (Continued)

Joint		X [k]	lc	Y [k]	lc	Z [k]	lc	MX [k-ft]	lc	MY [k-ft]	lc	MZ [k-ft]	lc	
10		min	-0.66	5	2.81	6	0	5	0	1	0	1	0	1
11	Totals:	max	0	9	1.857	1	0	3						
12		min	-4.994	3	1.194	9	0	9						

Envelope Member Section Forces

Member	Sec		Axial[k]	lc	y Shear[k]	lc	z Shear[k]	lc	Torque...	lc	y-y Momen...	lc	z-z Moment[k...	lc
1	1	max	8.955	3	.681	3	0	1	0	1	0	1	0	1
2		min	2.81	6	0	1	0	1	0	1	0	1	0	1
9		max	8.341	3	0	4	0	1	0	1	0	1	5.974	5
10		min	2.349	6	-1.022	5	0	1	0	1	0	1	0	4
11	2	max	6.231	3	.549	5	0	1	0	1	0	1	5.791	5
12		min	1.564	6	0	4	0	1	0	1	0	1	0	4
19		max	5.74	3	0	1	0	1	0	1	0	1	9.499	3
20		min	1.195	6	-.813	3	0	1	0	1	0	1	0	1
21	3	max	.36	1	1.632	3	0	1	0	1	0	1	10.23	3
22		min	.232	5	0	1	0	1	0	1	0	1	0	1
29		max	.217	1	1.291	3	0	1	0	1	0	1	0	1
30		min	.14	5	0	1	0	1	0	1	0	1	0	1
31	GUY1	max	-.226	5	.003	1	.003	3	0	6	0	1	-.012	5
32		min	-.405	1	.002	6	0	1	-.003	5	-.063	3	-.018	1
39		max	-.232	5	-.004	5	.003	3	0	6	.076	3	.07	1
40		min	-.415	1	-.007	1	0	1	-.003	5	0	1	.045	5
41	GUY2	max	0	2	.003	1	0	1	0	1	0	1	0	2
42		min	-.405	1	0	2	0	1	0	1	0	1	-.018	1
49		max	0	2	0	2	0	1	0	1	0	1	.07	1
50		min	-.415	1	-.007	1	0	1	0	1	0	1	0	2
51	GUY3	max	-.226	5	.003	1	0	1	.003	5	.063	3	-.012	5
52		min	-.405	1	.002	6	-.003	3	0	6	0	1	-.018	1
59		max	-.232	5	-.004	5	0	1	.003	5	0	1	.07	1
60		min	-.415	1	-.007	1	-.003	3	0	6	-.076	3	.045	5
61	GUY4	max	-.26	9	.006	3	0	1	0	1	0	1	.07	5
62		min	-2.282	5	.002	9	0	1	0	1	0	1	-.018	1
69		max	-.267	9	0	5	0	1	0	1	0	1	.07	1
70		min	-2.288	5	-.007	1	0	1	0	1	0	1	-.045	5
71	GUY5	max	-.207	5	.004	1	0	1	.02	3	.059	3	.018	1
72		min	-.396	1	.003	6	-.004	3	0	1	0	1	.012	5
79		max	-.218	5	-.004	5	0	1	.02	3	0	1	.079	1
80		min	-.414	1	-.006	1	-.004	3	0	1	-.233	3	.051	5
81	GUY6	max	0	2	.004	1	0	1	0	1	0	1	.018	1
82		min	-.396	1	0	2	0	1	0	1	0	1	0	2
89		max	0	2	0	2	0	1	0	1	0	1	.079	1
90		min	-.414	1	-.006	1	0	1	0	1	0	1	0	2
91	GUY7	max	-.207	5	.004	1	.004	3	0	1	0	1	.018	1
92		min	-.396	1	.003	6	0	1	-.02	3	-.059	3	.012	5
99		max	-.218	5	-.004	5	.004	3	0	1	.233	3	.079	1
100		min	-.414	1	-.006	1	0	1	-.02	3	0	1	.051	5
101	GUY8	max	-.254	9	.004	1	0	1	0	1	0	1	.018	1
102		min	-5.537	3	-.002	5	0	1	0	1	0	1	-.07	5
109		max	-.266	9	-.004	9	0	1	0	1	0	1	.355	3
110		min	-5.552	3	-.01	3	0	1	0	1	0	1	.051	9

Envelope Member Section Deflections

Member	Sec		x [in]	lc	y [in]	lc	z [in]	lc	x Rotate [r...	lc	(n) L/y Ratio	lc	(n) L/z Ratio	lc
1	1	max	0	1	0	1	0	1	0	1	NC	1	NC	1
2		min	0	1	0	1	0	1	0	1	NC	1	NC	1

Envelope Member Section Deflections (Continued)

	Member	Sec		x [in]	lc	y [in]	lc	z [in]	lc	x Rotate [r...	lc	(n) L/y Ratio	lc	(n) L/z Ratio	lc
9		5	max	-.009	6	0	1	0	1	0	1	NC	1	NC	1
10			min	-.029	3	-1.092	5	0	1	0	1	NC	5	NC	1
11	2	1	max	-.009	6	0	1	0	1	0	1	NC	1	NC	1
12			min	-.029	3	-1.092	5	0	1	0	1	NC	5	NC	1
19		5	max	-.012	6	0	1	0	1	0	1	NC	1	NC	1
20			min	-.045	3	-5.997	5	0	1	0	1	68.512	5	NC	1
21	3	1	max	-.012	6	0	1	0	1	0	1	NC	1	NC	1
22			min	-.045	3	-5.997	5	0	1	0	1	NC	5	NC	1
29		5	max	-.013	6	0	1	0	1	0	1	NC	1	NC	1
30			min	-.045	3	-9.819	5	0	1	0	1	21.975	5	NC	1
31	GUY1	1	max	0	1	0	1	0	1	4.493e-4	2	NC	1	NC	1
32			min	0	1	0	1	0	1	-5.597e-6	6	NC	1	NC	1
39		5	max	-.006	6	-.006	6	0	1	2.239e-3	3	NC	6	NC	1
40			min	-.021	3	-.021	3	-1.092	5	-5.611e-6	6	NC	3	NC	5
41	GUY2	1	max	0	1	0	1	0	1	0	1	NC	1	NC	1
42			min	0	1	0	1	0	1	0	1	NC	1	NC	1
49		5	max	-.006	9	.753	5	0	1	0	1	NC	5	NC	1
50			min	-.792	5	-.01	1	0	1	0	1	NC	1	NC	1
51	GUY3	1	max	0	1	0	1	0	1	5.597e-6	6	NC	1	NC	1
52			min	0	1	0	1	0	1	-4.493e-4	2	NC	1	NC	1
59		5	max	-.006	6	-.006	6	1.092	5	5.611e-6	6	NC	6	NC	5
60			min	-.021	3	-.021	3	0	1	-2.239e-3	3	NC	3	NC	1
61	GUY4	1	max	0	1	0	1	0	1	0	1	NC	1	NC	1
62			min	0	1	0	1	0	1	0	1	NC	1	NC	1
69		5	max	.753	5	-.006	9	0	1	0	1	NC	9	NC	1
70			min	-.01	1	-.792	5	0	1	0	1	NC	5	NC	1
71	GUY5	1	max	0	1	0	1	0	1	3.447e-4	2	NC	1	NC	1
72			min	0	1	0	1	0	1	-3.985e-6	6	NC	1	NC	1
79		5	max	-.011	6	-.006	6	0	1	0	1	NC	6	NC	1
80			min	-.04	3	-.022	3	-5.997	5	-1.839e-2	5	NC	3	144.218	5
81	GUY6	1	max	0	1	0	1	0	1	0	1	NC	1	NC	1
82			min	0	1	0	1	0	1	0	1	NC	1	NC	1
89		5	max	-.011	9	5.221	5	0	1	0	1	165.63	5	NC	1
90			min	-2.949	5	-.009	1	0	1	0	1	NC	1	NC	1
91	GUY7	1	max	0	1	0	1	0	1	3.985e-6	6	NC	1	NC	1
92			min	0	1	0	1	0	1	-3.447e-4	2	NC	1	NC	1
99		5	max	-.011	6	-.006	6	5.997	5	1.839e-2	5	NC	6	144.218	5
100			min	-.04	3	-.022	3	0	1	0	1	NC	3	NC	1
101	GUY8	1	max	0	1	0	1	0	1	0	1	NC	1	NC	1
102			min	0	1	0	1	0	1	0	1	NC	1	NC	1
109		5	max	2.875	5	-.006	9	0	1	0	1	NC	9	NC	1
110			min	-.017	1	-5.263	5	0	1	0	1	164.334	5	NC	1

Basic Load Cases

	BLC Description	Category	X Gr...	Y Grav...	Z Grav...	Joint	Point	Distributed	Area (... Surfac...
1	Dead	DL		-1		5		8	
2	Wind	WL				5		3	
3	Earthquake	EL				4			
4	Ice Weight	DL				5		3	
5	Wind on Iced Members	WL				5		3	

Load Combinations

	Description	Solve	PDelta	SRSS	BLC Factor	BLC Factor	BLC Factor	BLC Factor	BLC Factor	BLC Factor	BLC Factor	BLC Factor
1	Comb 1	Yes	Y		1	1.4						
2	Comb 3	Yes	Y		1	1.2	2	.8				
3	Comb 4	Yes	Y		1	1.2	2	1.6				
4	Comb 5	Yes	Y		1	1.2	3	1				
5	Comb 6	Yes	Y		1	.9	2	1.6				
6	Comb 7	Yes	Y		1	.9	3	1				
7	Comb 2i	Yes	Y		1	1.2	4	.2				
8	Comb 4i	Yes	Y		1	1.2	4	1	5	1		
9	Comb 6i	Yes	Y		1	.9	4	1	5	1		

General Material Properties

	Label	E [ksi]	G [ksi]	Nu	Therm (\1E5 F)	Density[k/ft^3]
1	gen Conc3NW	3155	1372	.15	.6	.145
2	gen Conc4NW	3644	1584	.15	.6	.145
3	gen Conc3LW	2085	906	.15	.6	.11
4	gen Conc4LW	2408	1047	.15	.6	.11
5	gen Alum	10600	4077	.3	1.29	.173
6	gen Steel	29000	11154	.3	.65	.49
7	RIGID	1e+7		0	0	0
8	Guy E=26800	26800	11154	.3	.65	.49

Joint Coordinates and Temperatures

	Label	X [ft]	Y [ft]	Z [ft]	Temp [F]	Detach From Diap...
1	1	0	0	0	0	
2	2	0	35	0	0	
3	3	0	63	0	0	
4	4	0	70	0	0	
5	G1	0	0	-35	0	
6	G2	35	0	0	0	
7	G3	0	0	35	0	
8	G4	-35	0	0	0	

Joint Boundary Conditions

	Joint Label	X [k/in]	Y [k/in]	Z [k/in]	X Rot.[k-ft/rad]	Y Rot.[k-ft/rad]	Z Rot.[k-ft/rad]	Footing
1	G1	Reaction	Reaction	Reaction				
2	G2	Reaction	Reaction	Reaction				
3	G3	Reaction	Reaction	Reaction				
4	G4	Reaction	Reaction	Reaction				
5	1	Reaction	Reaction	Reaction				

Member Primary Data

	Label	I Joint	J Joint	K Joint	Rotate(...)	Section/Shape	Type	Design List	Material	Design Rules
1	1	1	2			PIPE 5.0	Column	None	A992	Typical
2	2	2	3			PIPE 5.0	Column	None	A992	Typical
3	3	3	4			PIPE 5.0	Column	None	A992	Typical
4	GUY1	G1	2			5/16" EHS	None	None	Guy E=26800	Typical
5	GUY2	G2	2			5/16" EHS	None	None	Guy E=26800	Typical
6	GUY3	G3	2			5/16" EHS	None	None	Guy E=26800	Typical
7	GUY4	G4	2			5/16" EHS	None	None	Guy E=26800	Typical
8	GUY5	G1	3			5/16" EHS	None	None	Guy E=26800	Typical
9	GUY6	G2	3			5/16" EHS	None	None	Guy E=26800	Typical
10	GUY7	G3	3			5/16" EHS	None	None	Guy E=26800	Typical
11	GUY8	G4	3			5/16" EHS	None	None	Guy E=26800	Typical

Member Advanced Data

	Label	I Release	J Release	I Offset[in]	J Offset[in]	T/C Only	Physical	TOM	Inactive
1	1						Yes		
2	2						Yes		
3	3						Yes		
4	GUY1					Tension Only	Yes		
5	GUY2					Tension Only	Yes		
6	GUY3					Tension Only	Yes		
7	GUY4					Tension Only	Yes		
8	GUY5					Tension Only	Yes		
9	GUY6					Tension Only	Yes		
10	GUY7					Tension Only	Yes		
11	GUY8					Tension Only	Yes		

Joint Loads and Enforced Displacements (BLC 1 : Dead)

	Joint Label	L,D,M	Direction	Magnitude[k,k-ft in,rad k*s^2/ft]
1	4	L	Y	-.155
2	2	L	Y	-.0101
3	2	L	Y	-.0101
4	3	L	Y	-.0148
5	3	L	Y	-.0148

Joint Loads and Enforced Displacements (BLC 2 : Wind)

	Joint Label	L,D,M	Direction	Magnitude[k,k-ft in,rad k*s^2/ft]
1	4	L	X	.8
2	2	L	X	.0131
3	2	L	X	.0131
4	3	L	X	.0217
5	3	L	X	.0217

Joint Loads and Enforced Displacements (BLC 3 : Earthquake)

	Joint Label	L,D,M	Direction	Magnitude[k,k-ft in,rad k*s^2/ft]
1	1	L	X	.014
2	2	L	X	.025
3	3	L	X	.014
4	4	L	X	.003

Joint Loads and Enforced Displacements (BLC 4 : Ice Weight)

	Joint Label	L,D,M	Direction	Magnitude[k,k-ft in,rad k*s^2/ft]
1	4	L	Y	-.05

Joint Loads and Enforced Displacements (BLC 4 : Ice Weight) (Continued)

	Joint Label	L,D,M	Direction	Magnitude[k,k-ft in,rad k*s^2/ft]
2	2	L	Y	-1887
3	2	L	Y	-1887
4	3	L	Y	-2748
5	3	L	Y	-2748

Joint Loads and Enforced Displacements (BLC 5 : Wind on Iced Members)

	Joint Label	L,D,M	Direction	Magnitude[k,k-ft in,rad k*s^2/ft]
1	4	L	X	.05
2	2	L	X	.0295
3	2	L	X	.0295
4	3	L	X	.0485
5	3	L	X	.0485

Member Distributed Loads (BLC 1 : Dead)

	Member Label	Direction	Start Magnitude[k/ft,deg]	End Magnitud...	Start Location[...]	End Location[ft,%]
1	GUY1	T	-30.27	-30.27	0	0
2	GUY2	T	-30.27	-30.27	0	0
3	GUY3	T	-30.27	-30.27	0	0
4	GUY4	T	-30.27	-30.27	0	0
5	GUY5	T	-30.27	-30.27	0	0
6	GUY6	T	-30.27	-30.27	0	0
7	GUY7	T	-30.27	-30.27	0	0
8	GUY8	T	-30.27	-30.27	0	0

Member Distributed Loads (BLC 2 : Wind)

	Member Label	Direction	Start Magnitude[k/ft,deg]	End Magnitud...	Start Location[...]	End Location[ft,%]
1	1	X	.0109	.0109	0	0
2	2	X	.0109	.0109	0	0
3	3	X	.0109	.0109	0	0

Member Distributed Loads (BLC 4 : Ice Weight)

	Member Label	Direction	Start Magnitude[k/ft,deg]	End Magnitud...	Start Location[...]	End Location[ft,%]
1	1	Y	-.0142	-.0142	0	0
2	2	Y	-.0142	-.0142	0	0
3	3	Y	-.0142	-.0142	0	0

Member Distributed Loads (BLC 5 : Wind on Iced Members)

	Member Label	Direction	Start Magnitude[k/ft,deg]	End Magnitud...	Start Location[...]	End Location[ft,%]
1	1	X	.0034	.0034	0	0
2	2	X	.0034	.0034	0	0
3	3	X	.0034	.0034	0	0

Envelope Joint Reactions

	Joint		X [k]	lc	Y [k]	lc	Z [k]	lc	MX [k-ft]	lc	MY [k-ft]	lc	MZ [k-ft]	lc
1	G1	max	0	5	-.364	5	-.283	5	0	1	0	1	0	1
2		min	0	8	-.628	1	-.485	1	0	1	0	1	0	1
3	G2	max	.485	1	.011	5	0	5	0	1	0	1	0	1
4		min	0	5	-.628	1	0	3	0	1	0	1	0	1
5	G3	max	0	5	-.364	5	.485	1	0	1	0	1	0	1
6		min	0	8	-.628	1	.283	5	0	1	0	1	0	1
7	G4	max	-.332	6	-.432	6	0	5	0	1	0	1	0	1
8		min	-2.431	3	-4.006	3	0	1	0	1	0	1	0	1
9	1	max	0	7	6.649	3	0	3	0	1	0	1	0	1

Envelope Joint Reactions (Continued)

Joint		X [k]	lc	Y [k]	lc	Z [k]	lc	MX [k-ft]	lc	MY [k-ft]	lc	MZ [k-ft]	lc	
10		min	-0.242	3	2.81	6	0	5	0	1	0	1	0	1
11	Totals:	max	0	7	3.563	8	0	3						
12		min	-2.612	3	1.194	6	0	7						

Envelope Member Section Forces

Member	Sec		Axial[k]	lc	y Shear[k]	lc	z Shear[k]	lc	Torque...	lc	y-y Momen...	lc	z-z Moment[k...	lc
1	1	max	6.649	3	.244	3	0	1	0	1	0	1	0	1
2		min	2.81	6	0	1	0	1	0	1	0	1	0	1
9		max	6.035	3	0	4	0	1	0	1	0	1	2.153	5
10		min	2.349	6	-.367	5	0	1	0	1	0	1	-.002	4
11	2	max	5.041	3	.048	9	0	1	0	1	0	1	2.044	5
12		min	1.564	6	-.002	2	0	1	0	1	0	1	-.003	4
19		max	4.55	3	0	1	0	1	0	1	0	1	8.717	3
20		min	1.195	6	-.485	3	0	1	0	1	0	1	0	1
21	3	max	.458	8	1.413	3	0	1	0	1	0	1	9.464	3
22		min	.232	5	0	1	0	1	0	1	0	1	0	1
29		max	.236	8	1.291	3	0	1	0	1	0	1	0	1
30		min	.14	5	0	1	0	1	0	1	0	1	0	1
31	GUY1	max	-.241	5	.003	1	.002	3	0	6	0	1	-.012	9
32		min	-.405	1	.002	6	0	1	-.002	5	-.061	3	-.018	1
39		max	-.247	5	-.004	5	.002	3	0	6	.046	3	.07	1
40		min	-.415	1	-.007	1	0	1	-.002	5	0	1	.045	5
41	GUY2	max	0	5	.003	1	0	1	0	1	0	1	0	5
42		min	-.405	1	0	5	0	1	0	1	0	1	-.051	2
49		max	0	5	0	5	0	1	0	1	0	1	.098	3
50		min	-.415	1	-.007	3	0	1	0	1	0	1	0	5
51	GUY3	max	-.241	5	.003	1	0	1	.002	5	.061	3	-.012	9
52		min	-.405	1	.002	6	-.002	3	0	6	0	1	-.018	1
59		max	-.247	5	-.004	5	0	1	.002	5	0	1	.07	1
60		min	-.415	1	-.007	1	-.002	3	0	6	-.046	3	.045	5
61	GUY4	max	-.278	6	.006	3	0	1	0	1	0	1	.068	5
62		min	-.574	3	.002	6	0	1	0	1	0	1	-.018	1
69		max	-.284	6	-.001	5	0	1	0	1	0	1	.07	1
70		min	-.582	3	-.007	1	0	1	0	1	0	1	-.015	5
71	GUY5	max	-.225	5	.004	1	0	1	.018	5	.058	3	.018	1
72		min	-.396	1	.003	6	-.004	5	0	1	0	1	.012	9
79		max	-.236	5	-.004	5	0	1	.018	5	0	1	.079	1
80		min	-.414	1	-.006	1	-.004	5	0	1	-.241	5	.051	5
81	GUY6	max	0	2	.004	1	0	1	0	1	0	1	.019	8
82		min	-.396	1	0	2	0	1	0	1	0	1	0	2
89		max	0	2	0	2	0	1	0	1	0	1	.079	1
90		min	-.414	1	-.006	1	0	1	0	1	0	1	0	2
91	GUY7	max	-.225	5	.004	1	.004	5	0	1	0	1	.018	1
92		min	-.396	1	.003	6	0	1	-.018	5	-.058	3	.012	9
99		max	-.236	5	-.004	5	.004	5	0	1	.241	5	.079	1
100		min	-.414	1	-.006	1	0	1	-.018	5	0	1	.051	5
101	GUY8	max	-.273	6	.004	1	0	1	0	1	0	1	.018	1
102		min	-4.132	3	-.003	5	0	1	0	1	0	1	-.068	5
109		max	-.284	6	-.004	6	0	1	0	1	0	1	.36	3
110		min	-4.147	3	-.01	3	0	1	0	1	0	1	.052	6

Envelope Member Section Deflections

Member	Sec		x [in]	lc	y [in]	lc	z [in]	lc	x Rotate [r...	lc	(n) L/y Ratio	lc	(n) L/z Ratio	lc
1	1	max	0	1	0	1	0	1	0	1	NC	1	NC	1
2		min	0	1	0	1	0	1	0	1	NC	1	NC	1

Envelope Member Section Deflections (Continued)

	Member	Sec		x [in]	lc	y [in]	lc	z [in]	lc	x Rotate [r...	lc	(n) L/y Ratio	lc	(n) L/z Ratio	lc
9		5	max	-.009	6	0	1	0	1	0	1	NC	1	NC	1
10			min	-.021	3	-.137	5	0	1	0	1	NC	5	NC	1
11	2	1	max	-.009	6	0	1	0	1	0	1	NC	1	NC	1
12			min	-.021	3	-.137	5	0	1	0	1	NC	5	NC	1
19		5	max	-.012	6	0	1	0	1	0	1	NC	1	NC	1
20			min	-.034	3	-4.39	5	0	1	0	1	78.997	5	NC	1
21	3	1	max	-.012	6	0	1	0	1	0	1	NC	1	NC	1
22			min	-.034	3	-4.39	5	0	1	0	1	NC	5	NC	1
29		5	max	-.013	6	0	1	0	1	0	1	NC	1	NC	1
30			min	-.034	3	-8.115	5	0	1	0	1	22.55	5	NC	1
31	GUY1	1	max	0	1	0	1	0	1	3.528e-4	2	NC	1	NC	1
32			min	0	1	0	1	0	1	-8.928e-6	6	NC	1	NC	1
39		5	max	-.006	6	-.006	6	0	1	1.206e-3	3	NC	6	NC	1
40			min	-.015	3	-.015	3	-.137	5	-9.271e-6	6	NC	3	NC	5
41	GUY2	1	max	0	1	0	1	0	1	0	1	NC	1	NC	1
42			min	0	1	0	1	0	1	0	1	NC	1	NC	1
49		5	max	-.009	7	.083	5	0	1	0	1	7138.746	5	NC	1
50			min	-.11	5	-.01	1	0	1	0	1	NC	1	NC	1
51	GUY3	1	max	0	1	0	1	0	1	8.928e-6	6	NC	1	NC	1
52			min	0	1	0	1	0	1	-3.528e-4	2	NC	1	NC	1
59		5	max	-.006	6	-.006	6	.137	5	9.271e-6	6	NC	6	NC	5
60			min	-.015	3	-.015	3	0	1	-1.206e-3	3	NC	3	NC	1
61	GUY4	1	max	0	1	0	1	0	1	0	1	NC	1	NC	1
62			min	0	1	0	1	0	1	0	1	NC	1	NC	1
69		5	max	.083	5	-.009	7	0	1	0	1	NC	7	NC	1
70			min	-.01	1	-.11	5	0	1	0	1	NC	5	NC	1
71	GUY5	1	max	0	1	0	1	0	1	9.925e-5	9	NC	1	NC	1
72			min	0	1	0	1	0	1	-8.585e-4	5	NC	1	NC	1
79		5	max	-.011	6	-.006	6	0	1	0	1	NC	6	NC	1
80			min	-.03	3	-.017	3	-4.39	5	-1.805e-2	5	NC	3	197.004	5
81	GUY6	1	max	0	1	0	1	0	1	0	1	NC	1	NC	1
82			min	0	1	0	1	0	1	0	1	NC	1	NC	1
89		5	max	-.016	7	3.822	5	0	1	0	1	NC	5	NC	1
90			min	-2.159	5	-.009	1	0	1	0	1	NC	1	NC	1
91	GUY7	1	max	0	1	0	1	0	1	8.585e-4	5	NC	1	NC	1
92			min	0	1	0	1	0	1	-9.925e-5	9	NC	1	NC	1
99		5	max	-.011	6	-.006	6	4.39	5	1.805e-2	5	NC	6	197.004	5
100			min	-.03	3	-.017	3	0	1	0	1	NC	3	NC	1
101	GUY8	1	max	0	1	0	1	0	1	0	1	NC	1	NC	1
102			min	0	1	0	1	0	1	0	1	NC	1	NC	1
109		5	max	2.105	5	-.009	7	0	1	0	1	NC	7	NC	1
110			min	-.017	1	-3.853	5	0	1	0	1	224.483	5	NC	1

Basic Load Cases

	BLC Description	Category	X Gr...	Y Grav...	Z Grav...	Joint	Point	Distributed	Area (... Surfac...
1	Dead	DL		-1		5		8	
2	Wind	WL				5		3	
3	Earthquake	EL				4			
4	Ice Weight	DL				5		3	
5	Wind on Iced Members	WL				5		3	

Load Combinations

	Description	Solve	PDelta	SRSS	BLC Factor	BLC Factor	BLC Factor	BLC Factor	BLC Factor	BLC Factor	BLC Factor	BLC Factor
1	Comb 1	Yes	Y		1	1.4						
2	Comb 3	Yes	Y		1	1.2	2	.8				
3	Comb 4	Yes	Y		1	1.2	2	1.6				
4	Comb 5	Yes	Y		1	1.2	3	1				
5	Comb 6	Yes	Y		1	.9	2	1.6				
6	Comb 7	Yes	Y		1	.9	3	1				
7	Comb 2i	Yes	Y		1	1.2	4	.2				
8	Comb 4i	Yes	Y		1	1.2	4	1	5	1		
9	Comb 6i	Yes	Y		1	.9	4	1	5	1		

General Material Properties

	Label	E [ksi]	G [ksi]	Nu	Therm (\1E5 F)	Density[k/ft^3]
1	gen Conc3NW	3155	1372	.15	.6	.145
2	gen Conc4NW	3644	1584	.15	.6	.145
3	gen Conc3LW	2085	906	.15	.6	.11
4	gen Conc4LW	2408	1047	.15	.6	.11
5	gen Alum	10600	4077	.3	1.29	.173
6	gen Steel	29000	11154	.3	.65	.49
7	RIGID	1e+7		0	0	0
8	Guy E=26800	26800	11154	.3	.65	.49

Joint Coordinates and Temperatures

	Label	X [ft]	Y [ft]	Z [ft]	Temp [F]	Detach From Diap...
1	1	0	0	0	0	
2	2	0	35	0	0	
3	3	0	63	0	0	
4	4	0	70	0	0	
5	G1	0	0	-35	0	
6	G2	35	0	0	0	
7	G3	0	0	35	0	
8	G4	-35	0	0	0	

Joint Boundary Conditions

	Joint Label	X [k/in]	Y [k/in]	Z [k/in]	X Rot.[k-ft/rad]	Y Rot.[k-ft/rad]	Z Rot.[k-ft/rad]	Footing
1	G1	Reaction	Reaction	Reaction				
2	G2	Reaction	Reaction	Reaction				
3	G3	Reaction	Reaction	Reaction				
4	G4	Reaction	Reaction	Reaction				
5	1	Reaction	Reaction	Reaction				

Member Primary Data

	Label	I Joint	J Joint	K Joint	Rotate(...)	Section/Shape	Type	Design List	Material	Design Rules
1	1	1	2			PIPE 5.0	Column	None	A992	Typical
2	2	2	3			PIPE 5.0	Column	None	A992	Typical
3	3	3	4			PIPE 5.0	Column	None	A992	Typical
4	GUY1	G1	2			5/16" EHS	None	None	Guy E=26800	Typical
5	GUY2	G2	2			5/16" EHS	None	None	Guy E=26800	Typical
6	GUY3	G3	2			5/16" EHS	None	None	Guy E=26800	Typical
7	GUY4	G4	2			5/16" EHS	None	None	Guy E=26800	Typical
8	GUY5	G1	3			5/16" EHS	None	None	Guy E=26800	Typical
9	GUY6	G2	3			5/16" EHS	None	None	Guy E=26800	Typical
10	GUY7	G3	3			5/16" EHS	None	None	Guy E=26800	Typical
11	GUY8	G4	3			5/16" EHS	None	None	Guy E=26800	Typical

Member Advanced Data

	Label	I Release	J Release	I Offset[in]	J Offset[in]	T/C Only	Physical	TOM	Inactive
1	1						Yes		
2	2						Yes		
3	3						Yes		
4	GUY1					Tension Only	Yes		
5	GUY2					Tension Only	Yes		
6	GUY3					Tension Only	Yes		
7	GUY4					Tension Only	Yes		
8	GUY5					Tension Only	Yes		
9	GUY6					Tension Only	Yes		
10	GUY7					Tension Only	Yes		
11	GUY8					Tension Only	Yes		

Joint Loads and Enforced Displacements (BLC 1 : Dead)

	Joint Label	L,D,M	Direction	Magnitude[k,k-ft in,rad k*s^2/ft]
1	4	L	Y	-.155
2	2	L	Y	-.0101
3	2	L	Y	-.0101
4	3	L	Y	-.0148
5	3	L	Y	-.0148

Joint Loads and Enforced Displacements (BLC 2 : Wind)

	Joint Label	L,D,M	Direction	Magnitude[k,k-ft in,rad k*s^2/ft]
1	4	L	X	.8
2	2	L	X	.0274
3	2	L	X	.0274
4	3	L	X	.0452
5	3	L	X	.0452

Joint Loads and Enforced Displacements (BLC 3 : Earthquake)

	Joint Label	L,D,M	Direction	Magnitude[k,k-ft in,rad k*s^2/ft]
1	1	L	X	.102
2	2	L	X	.184
3	3	L	X	.102
4	4	L	X	.02

Joint Loads and Enforced Displacements (BLC 4 : Ice Weight)

	Joint Label	L,D,M	Direction	Magnitude[k,k-ft in,rad k*s^2/ft]
1	4	L	Y	-.05

Joint Loads and Enforced Displacements (BLC 4 : Ice Weight) (Continued)

	Joint Label	L,D,M	Direction	Magnitude[k,k-ft in,rad k*s^2/ft]
2	2	L	Y	-.0278
3	2	L	Y	-.0278
4	3	L	Y	-.0404
5	3	L	Y	-.0404

Joint Loads and Enforced Displacements (BLC 5 : Wind on Iced Members)

	Joint Label	L,D,M	Direction	Magnitude[k,k-ft in,rad k*s^2/ft]
1	4	L	X	.05
2	2	L	X	.0065
3	2	L	X	.0065
4	3	L	X	.0107
5	3	L	X	.0107

Member Distributed Loads (BLC 1 : Dead)

	Member Label	Direction	Start Magnitude[k/ft,deg]	End Magnitud...	Start Location[...]	End Location[ft,%]
1	GUY1	T	-30.27	-30.27	0	0
2	GUY2	T	-30.27	-30.27	0	0
3	GUY3	T	-30.27	-30.27	0	0
4	GUY4	T	-30.27	-30.27	0	0
5	GUY5	T	-30.27	-30.27	0	0
6	GUY6	T	-30.27	-30.27	0	0
7	GUY7	T	-30.27	-30.27	0	0
8	GUY8	T	-30.27	-30.27	0	0

Member Distributed Loads (BLC 2 : Wind)

	Member Label	Direction	Start Magnitude[k/ft,deg]	End Magnitud...	Start Location[...]	End Location[ft,%]
1	1	X	.0228	.0228	0	0
2	2	X	.0228	.0228	0	0
3	3	X	.0228	.0228	0	0

Member Distributed Loads (BLC 4 : Ice Weight)

	Member Label	Direction	Start Magnitude[k/ft,deg]	End Magnitud...	Start Location[...]	End Location[ft,%]
1	1	Y	-.004	-.004	0	0
2	2	Y	-.004	-.004	0	0
3	3	Y	-.004	-.004	0	0

Member Distributed Loads (BLC 5 : Wind on Iced Members)

	Member Label	Direction	Start Magnitude[k/ft,deg]	End Magnitud...	Start Location[...]	End Location[ft,%]
1	1	X	.0014	.0014	0	0
2	2	X	.0014	.0014	0	0
3	3	X	.0014	.0014	0	0

Envelope Joint Reactions

	Joint		X [k]	lc	Y [k]	lc	Z [k]	lc	MX [k-ft]	lc	MY [k-ft]	lc	MZ [k-ft]	lc
1	G1	max	0	1	-.348	5	-.271	5	0	1	0	1	0	1
2		min	0	3	-.628	1	-.485	1	0	1	0	1	0	1
3	G2	max	.485	1	.015	2	0	2	0	1	0	1	0	1
4		min	0	2	-.628	1	0	8	0	1	0	1	0	1
5	G3	max	0	1	-.348	5	.485	1	0	1	0	1	0	1
6		min	0	3	-.628	1	.271	5	0	1	0	1	0	1
7	G4	max	-.391	9	-.526	9	0	3	0	1	0	1	0	1
8		min	-3.568	5	-5.461	5	0	1	0	1	0	1	0	1
9	1	max	0	7	8.009	3	0	1	0	1	0	1	0	1

Envelope Joint Reactions (Continued)

Joint		X [k]	lc	Y [k]	lc	Z [k]	lc	MX [k-ft]	lc	MY [k-ft]	lc	MZ [k-ft]	lc	
10		min	-4.98	3	2.81	6	0	5	0	1	0	1	0	1
11	Totals:	max	0	7	2.058	8	0	3						
12		min	-4.066	3	1.194	6	0	7						

Envelope Member Section Forces

Member	Sec		Axial[k]	lc	y Shear[k]	lc	z Shear[k]	lc	Torque...	lc	y-y Momen...	lc	z-z Moment[k...	lc
1	1	max	8.009	3	.51	3	0	1	0	1	0	1	0	1
2		min	2.81	6	0	1	0	1	0	1	0	1	0	1
9		max	7.394	3	0	4	0	1	0	1	0	1	4.485	5
10		min	2.349	6	-.767	5	0	1	0	1	0	1	-.016	4
11	2	max	5.767	3	.338	5	0	1	0	1	0	1	4.331	5
12		min	1.564	6	-.005	4	0	1	0	1	0	1	-.017	4
19		max	5.275	3	0	1	0	1	0	1	0	1	9.193	3
20		min	1.195	6	-.684	3	0	1	0	1	0	1	0	1
21	3	max	.387	8	1.546	3	0	1	0	1	0	1	9.932	3
22		min	.232	5	0	1	0	1	0	1	0	1	0	1
29		max	.236	8	1.291	3	0	1	0	1	0	1	0	1
30		min	-.139	5	0	1	0	1	0	1	0	1	0	1
31	GUY1	max	-.232	5	.003	1	.003	3	0	6	0	1	-.012	5
32		min	-.405	1	.002	6	0	1	-.002	5	-.062	3	-.018	1
39		max	-.238	5	-.004	5	.003	3	0	6	.065	3	.07	1
40		min	-.415	1	-.007	1	0	1	-.002	5	0	1	.045	5
41	GUY2	max	0	2	.003	1	0	1	0	1	0	1	0	2
42		min	-.405	1	0	2	0	1	0	1	0	1	-.019	8
49		max	0	2	0	2	0	1	0	1	0	1	.07	1
50		min	-.415	1	-.007	1	0	1	0	1	0	1	0	2
51	GUY3	max	-.232	5	.003	1	0	1	.002	5	.062	3	-.012	5
52		min	-.405	1	.002	6	-.003	3	0	6	0	1	-.018	1
59		max	-.238	5	-.004	5	0	1	.002	5	0	1	.07	1
60		min	-.415	1	-.007	1	-.003	3	0	6	-.065	3	.045	5
61	GUY4	max	-.297	9	.006	3	0	1	0	1	0	1	.069	5
62		min	-1.586	5	.002	6	0	1	0	1	0	1	-.018	1
69		max	-.303	9	-.001	5	0	1	0	1	0	1	.07	1
70		min	-1.593	5	-.007	1	0	1	0	1	0	1	-.033	5
71	GUY5	max	-.214	5	.004	1	0	1	.019	3	.059	3	.018	1
72		min	-.396	1	.003	6	-.004	3	0	1	0	1	.012	5
79		max	-.225	5	-.004	5	0	1	.019	3	0	1	.079	1
80		min	-.414	1	-.006	1	-.004	3	0	1	-.236	3	.051	5
81	GUY6	max	0	2	.004	1	0	1	0	1	0	1	.019	8
82		min	-.396	1	0	2	0	1	0	1	0	1	0	2
89		max	0	2	0	2	0	1	0	1	0	1	.079	1
90		min	-.414	1	-.006	1	0	1	0	1	0	1	0	2
91	GUY7	max	-.214	5	.004	1	.004	3	0	1	0	1	.018	1
92		min	-.396	1	.003	6	0	1	-.019	3	-.059	3	.012	5
99		max	-.225	5	-.004	5	.004	3	0	1	.236	3	.079	1
100		min	-.414	1	-.006	1	0	1	-.019	3	0	1	.051	5
101	GUY8	max	-.339	7	.004	1	0	1	0	1	0	1	.018	1
102		min	-4.988	3	-.003	5	0	1	0	1	0	1	-.069	5
109		max	-.354	7	-.004	6	0	1	0	1	0	1	.358	3
110		min	-5.003	3	-.01	3	0	1	0	1	0	1	.055	6

Envelope Member Section Deflections

Member	Sec		x [in]	lc	y [in]	lc	z [in]	lc	x Rotate [r...	lc	(n) L/y Ratio	lc	(n) L/z Ratio	lc
1	1	max	0	1	0	1	0	1	0	1	NC	1	NC	1
2		min	0	1	0	1	0	1	0	1	NC	1	NC	1

Envelope Member Section Deflections (Continued)

	Member	Sec		x [in]	lc	y [in]	lc	z [in]	lc	x Rotate [r...	lc	(n) L/y Ratio	lc	(n) L/z Ratio	lc
9		5	max	-.009	6	0	1	0	1	0	1	NC	1	NC	1
10			min	-.026	3	-.72	5	0	1	0	1	NC	5	NC	1
11	2	1	max	-.009	6	0	1	0	1	0	1	NC	1	NC	1
12			min	-.026	3	-.72	5	0	1	0	1	NC	5	NC	1
19		5	max	-.012	6	0	1	0	1	0	1	NC	1	NC	1
20			min	-.041	3	-5.371	5	0	1	0	1	72.242	5	NC	1
21	3	1	max	-.012	6	0	1	0	1	0	1	NC	1	NC	1
22			min	-.041	3	-5.371	5	0	1	0	1	NC	5	NC	1
29		5	max	-.013	6	0	1	0	1	0	1	NC	1	NC	1
30			min	-.041	3	-9.155	5	0	1	0	1	22.195	5	NC	1
31	GUY1	1	max	0	1	0	1	0	1	3.883e-4	2	NC	1	NC	1
32			min	0	1	0	1	0	1	-6.777e-5	6	NC	1	NC	1
39		5	max	-.006	6	-.006	6	0	1	1.86e-3	3	NC	6	NC	1
40			min	-.018	3	-.018	3	-.72	5	-7.068e-5	6	NC	3	NC	5
41	GUY2	1	max	0	1	0	1	0	1	0	1	NC	1	NC	1
42			min	0	1	0	1	0	1	0	1	NC	1	NC	1
49		5	max	-.008	7	.492	5	0	1	0	1	NC	5	NC	1
50			min	-.526	5	-.01	1	0	1	0	1	NC	1	NC	1
51	GUY3	1	max	0	1	0	1	0	1	6.777e-5	6	NC	1	NC	1
52			min	0	1	0	1	0	1	-3.883e-4	2	NC	1	NC	1
59		5	max	-.006	6	-.006	6	.72	5	7.068e-5	6	NC	6	NC	5
60			min	-.018	3	-.018	3	0	1	-1.86e-3	3	NC	3	NC	1
61	GUY4	1	max	0	1	0	1	0	1	0	1	NC	1	NC	1
62			min	0	1	0	1	0	1	0	1	NC	1	NC	1
69		5	max	.492	5	-.008	7	0	1	0	1	NC	7	NC	1
70			min	-.01	1	-.526	5	0	1	0	1	NC	5	NC	1
71	GUY5	1	max	0	1	0	1	0	1	1.359e-4	2	NC	1	NC	1
72			min	0	1	0	1	0	1	-2.236e-4	5	NC	1	NC	1
79		5	max	-.011	6	-.006	6	0	1	0	1	NC	6	NC	1
80			min	-.036	3	-.02	3	-5.371	5	-1.826e-2	5	NC	3	161.028	5
81	GUY6	1	max	0	1	0	1	0	1	0	1	NC	1	NC	1
82			min	0	1	0	1	0	1	0	1	NC	1	NC	1
89		5	max	-.015	7	4.676	5	0	1	0	1	184.935	5	NC	1
90			min	-2.641	5	-.009	1	0	1	0	1	NC	1	NC	1
91	GUY7	1	max	0	1	0	1	0	1	2.236e-4	5	NC	1	NC	1
92			min	0	1	0	1	0	1	-1.359e-4	2	NC	1	NC	1
99		5	max	-.011	6	-.006	6	5.371	5	1.826e-2	5	NC	6	161.028	5
100			min	-.036	3	-.02	3	0	1	0	1	NC	3	NC	1
101	GUY8	1	max	0	1	0	1	0	1	0	1	NC	1	NC	1
102			min	0	1	0	1	0	1	0	1	NC	1	NC	1
109		5	max	2.575	5	-.008	7	0	1	0	1	NC	7	NC	1
110			min	-.017	1	-4.713	5	0	1	0	1	183.489	5	NC	1

Basic Load Cases

	BLC Description	Category	X Gr...	Y Grav...	Z Grav...	Joint	Point	Distributed	Area (... Surfac...
1	Dead	DL		-1		5		8	
2	Wind	WL				5		3	
3	Earthquake	EL				4			
4	Ice Weight	DL				5		3	
5	Wind on Iced Members	WL				5		3	

Load Combinations

	Description	Solve	PDelta	SRSS	BLC Factor	BLC Factor	BLC Factor	BLC Factor	BLC Factor	BLC Factor	BLC Factor	BLC Factor
1	Comb 1	Yes	Y		1	1.4						
2	Comb 3	Yes	Y		1	1.2	2	.8				
3	Comb 4	Yes	Y		1	1.2	2	1.6				
4	Comb 5	Yes	Y		1	1.2	3	1				
5	Comb 6	Yes	Y		1	.9	2	1.6				
6	Comb 7	Yes	Y		1	.9	3	1				
7	Comb 2i	Yes	Y		1	1.2	4	.2				
8	Comb 4i	Yes	Y		1	1.2	4	1	5	1		
9	Comb 6i	Yes	Y		1	.9	4	1	5	1		

General Material Properties

	Label	E [ksi]	G [ksi]	Nu	Therm (\1E5 F)	Density[k/ft^3]
1	gen Conc3NW	3155	1372	.15	.6	.145
2	gen Conc4NW	3644	1584	.15	.6	.145
3	gen Conc3LW	2085	906	.15	.6	.11
4	gen Conc4LW	2408	1047	.15	.6	.11
5	gen Alum	10600	4077	.3	1.29	.173
6	gen Steel	29000	11154	.3	.65	.49
7	RIGID	1e+7		0	0	0
8	Guy E=26800	26800	11154	.3	.65	.49

Joint Coordinates and Temperatures

	Label	X [ft]	Y [ft]	Z [ft]	Temp [F]	Detach From Diap...
1	1	0	0	0	0	
2	2	0	35	0	0	
3	3	0	63	0	0	
4	4	0	70	0	0	
5	G1	0	0	-35	0	
6	G2	35	0	0	0	
7	G3	0	0	35	0	
8	G4	-35	0	0	0	

Joint Boundary Conditions

	Joint Label	X [k/in]	Y [k/in]	Z [k/in]	X Rot.[k-ft/rad]	Y Rot.[k-ft/rad]	Z Rot.[k-ft/rad]	Footing
1	G1	Reaction	Reaction	Reaction				
2	G2	Reaction	Reaction	Reaction				
3	G3	Reaction	Reaction	Reaction				
4	G4	Reaction	Reaction	Reaction				
5	1	Reaction	Reaction	Reaction				

Member Primary Data

	Label	I Joint	J Joint	K Joint	Rotate(...)	Section/Shape	Type	Design List	Material	Design Rules
1	1	1	2			PIPE 5.0	Column	None	A992	Typical
2	2	2	3			PIPE 5.0	Column	None	A992	Typical
3	3	3	4			PIPE 5.0	Column	None	A992	Typical
4	GUY1	G1	2			5/16" EHS	None	None	Guy E=26800	Typical
5	GUY2	G2	2			5/16" EHS	None	None	Guy E=26800	Typical
6	GUY3	G3	2			5/16" EHS	None	None	Guy E=26800	Typical
7	GUY4	G4	2			5/16" EHS	None	None	Guy E=26800	Typical
8	GUY5	G1	3			5/16" EHS	None	None	Guy E=26800	Typical
9	GUY6	G2	3			5/16" EHS	None	None	Guy E=26800	Typical
10	GUY7	G3	3			5/16" EHS	None	None	Guy E=26800	Typical
11	GUY8	G4	3			5/16" EHS	None	None	Guy E=26800	Typical

Member Advanced Data

	Label	I Release	J Release	I Offset[in]	J Offset[in]	T/C Only	Physical	TOM	Inactive
1	1						Yes		
2	2						Yes		
3	3						Yes		
4	GUY1					Tension Only	Yes		
5	GUY2					Tension Only	Yes		
6	GUY3					Tension Only	Yes		
7	GUY4					Tension Only	Yes		
8	GUY5					Tension Only	Yes		
9	GUY6					Tension Only	Yes		
10	GUY7					Tension Only	Yes		
11	GUY8					Tension Only	Yes		

Joint Loads and Enforced Displacements (BLC 1 : Dead)

	Joint Label	L,D,M	Direction	Magnitude[k,k-ft in,rad k*s^2/ft]
1	4	L	Y	-.155
2	2	L	Y	-.0101
3	2	L	Y	-.0101
4	3	L	Y	-.0148
5	3	L	Y	-.0148

Joint Loads and Enforced Displacements (BLC 2 : Wind)

	Joint Label	L,D,M	Direction	Magnitude[k,k-ft in,rad k*s^2/ft]
1	4	L	X	.8
2	2	L	X	.0117
3	2	L	X	.0117
4	3	L	X	.0193
5	3	L	X	.0193

Joint Loads and Enforced Displacements (BLC 3 : Earthquake)

	Joint Label	L,D,M	Direction	Magnitude[k,k-ft in,rad k*s^2/ft]
1	1	L	X	.102
2	2	L	X	.184
3	3	L	X	.102
4	4	L	X	.02

Joint Loads and Enforced Displacements (BLC 4 : Ice Weight)

	Joint Label	L,D,M	Direction	Magnitude[k,k-ft in,rad k*s^2/ft]
1	4	L	Y	0

Joint Loads and Enforced Displacements (BLC 4 : Ice Weight) (Continued)

	Joint Label	L,D,M	Direction	Magnitude[k,k-ft in,rad k*s^2/ft]
2	2	L	Y	0
3	2	L	Y	0
4	3	L	Y	0
5	3	L	Y	0

Joint Loads and Enforced Displacements (BLC 5 : Wind on Iced Members)

	Joint Label	L,D,M	Direction	Magnitude[k,k-ft in,rad k*s^2/ft]
1	4	L	X	0
2	2	L	X	0
3	2	L	X	0
4	3	L	X	0
5	3	L	X	0

Member Distributed Loads (BLC 1 : Dead)

	Member Label	Direction	Start Magnitude[k/ft,deg]	End Magnitud...	Start Location[...]	End Location[ft,%]
1	GUY1	T	-30.27	-30.27	0	0
2	GUY2	T	-30.27	-30.27	0	0
3	GUY3	T	-30.27	-30.27	0	0
4	GUY4	T	-30.27	-30.27	0	0
5	GUY5	T	-30.27	-30.27	0	0
6	GUY6	T	-30.27	-30.27	0	0
7	GUY7	T	-30.27	-30.27	0	0
8	GUY8	T	-30.27	-30.27	0	0

Member Distributed Loads (BLC 2 : Wind)

	Member Label	Direction	Start Magnitude[k/ft,deg]	End Magnitud...	Start Location[...]	End Location[ft,%]
1	1	X	.0097	.0097	0	0
2	2	X	.0097	.0097	0	0
3	3	X	.0097	.0097	0	0

Member Distributed Loads (BLC 4 : Ice Weight)

	Member Label	Direction	Start Magnitude[k/ft,deg]	End Magnitud...	Start Location[...]	End Location[ft,%]
1	1	Y	0	0	0	0
2	2	Y	0	0	0	0
3	3	Y	0	0	0	0

Member Distributed Loads (BLC 5 : Wind on Iced Members)

	Member Label	Direction	Start Magnitude[k/ft,deg]	End Magnitud...	Start Location[...]	End Location[ft,%]
1	1	X	0	0	0	0
2	2	X	0	0	0	0
3	3	X	0	0	0	0

Envelope Joint Reactions

	Joint		X [k]	lc	Y [k]	lc	Z [k]	lc	MX [k-ft]	lc	MY [k-ft]	lc	MZ [k-ft]	lc
1	G1	max	0	5	-.365	5	-.284	5	0	1	0	1	0	1
2		min	0	4	-.628	1	-.485	1	0	1	0	1	0	1
3	G2	max	.485	1	-.026	5	0	9	0	1	0	1	0	1
4		min	.034	5	-.628	1	0	5	0	1	0	1	0	1
5	G3	max	0	5	-.365	5	.485	1	0	1	0	1	0	1
6		min	0	4	-.628	1	.284	5	0	1	0	1	0	1
7	G4	max	-.311	9	-.404	9	0	5	0	1	0	1	0	1
8		min	-2.35	3	-3.893	3	0	1	0	1	0	1	0	1
9	1	max	0	9	6.577	3	0	3	0	1	0	1	0	1

Envelope Joint Reactions (Continued)

Joint		X [k]	lc	Y [k]	lc	Z [k]	lc	MX [k-ft]	lc	MY [k-ft]	lc	MZ [k-ft]	lc
10		min	3	2.81	6	0	6	0	1	0	1	0	1
11	Totals:	max	9	1.857	1	0	5						
12		min	3	1.194	9	0	9						

Envelope Member Section Forces

Member	Sec		Axial[k]	lc	y Shear[k]	lc	z Shear[k]	lc	Torque...	lc	y-y Momen...	lc	z-z Moment[k...	lc
1	1	max	6.577	3	.218	3	0	1	0	1	0	1	0	1
2		min	2.81	6	0	1	0	1	0	1	0	1	0	1
9		max	5.963	3	0	4	0	1	0	1	0	1	1.921	5
10		min	2.349	6	-.326	5	0	1	0	1	0	1	-.016	4
11	2	max	4.968	3	0	1	0	1	0	1	0	1	1.767	5
12		min	1.564	6	-.031	3	0	1	0	1	0	1	-.017	4
19		max	4.476	3	0	1	0	1	0	1	0	1	8.671	3
20		min	1.195	6	-.465	3	0	1	0	1	0	1	0	1
21	3	max	.36	1	1.399	3	0	1	0	1	0	1	9.416	3
22		min	.232	5	0	1	0	1	0	1	0	1	0	1
29		max	.217	1	1.291	3	0	1	0	1	0	1	0	1
30		min	.14	5	0	1	0	1	0	1	0	1	0	1
31	GUY1	max	-.242	5	.003	1	.002	3	0	6	0	1	-.012	5
32		min	-.405	1	.002	6	0	1	-.002	5	-.061	3	-.018	1
39		max	-.248	5	-.004	5	.002	3	0	6	.045	3	.07	1
40		min	-.415	1	-.007	1	0	1	-.002	5	0	1	.045	5
41	GUY2	max	-.048	5	.003	1	0	1	0	1	0	1	-.012	9
42		min	-.405	1	0	5	0	1	0	1	0	1	-.051	2
49		max	-.054	5	-.004	9	0	1	0	1	0	1	.097	3
50		min	-.415	1	-.007	3	0	1	0	1	0	1	.045	9
51	GUY3	max	-.242	5	.003	1	0	1	.002	5	.061	3	-.012	5
52		min	-.405	1	.002	6	-.002	3	0	6	0	1	-.018	1
59		max	-.248	5	-.004	5	0	1	.002	5	0	1	.07	1
60		min	-.415	1	-.007	1	-.002	3	0	6	-.045	3	.045	5
61	GUY4	max	-.26	9	.005	3	0	1	0	1	0	1	.067	5
62		min	-.519	3	.002	9	0	1	0	1	0	1	-.018	1
69		max	-.267	9	-.002	5	0	1	0	1	0	1	.07	1
70		min	-.528	3	-.007	1	0	1	0	1	0	1	-.013	5
71	GUY5	max	-.225	5	.004	1	0	1	.018	3	.058	3	.018	1
72		min	-.396	1	.003	6	-.004	5	0	1	0	1	.012	5
79		max	-.237	5	-.004	5	0	1	.018	3	0	1	.079	1
80		min	-.414	1	-.006	1	-.004	5	0	1	-.241	5	.051	5
81	GUY6	max	0	2	.004	1	0	1	0	1	0	1	.018	1
82		min	-.396	1	0	2	0	1	0	1	0	1	0	2
89		max	0	2	0	2	0	1	0	1	0	1	.079	1
90		min	-.414	1	-.006	1	0	1	0	1	0	1	0	2
91	GUY7	max	-.225	5	.004	1	.004	5	0	1	0	1	.018	1
92		min	-.396	1	.003	6	0	1	-.018	3	-.058	3	.012	5
99		max	-.237	5	-.004	5	.004	5	0	1	.241	5	.079	1
100		min	-.414	1	-.006	1	0	1	-.018	3	0	1	.051	5
101	GUY8	max	-.254	9	.004	1	0	1	0	1	0	1	.018	1
102		min	-4.046	3	-.003	5	0	1	0	1	0	1	-.067	5
109		max	-.266	9	-.004	9	0	1	0	1	0	1	.359	3
110		min	-4.061	3	-.01	3	0	1	0	1	0	1	.051	9

Envelope Member Section Deflections

Member	Sec		x [in]	lc	y [in]	lc	z [in]	lc	x Rotate [r...	lc	(n) L/y Ratio	lc	(n) L/z Ratio	lc
1	1	max	0	1	0	1	0	1	0	1	NC	1	NC	1
2		min	0	1	0	1	0	1	0	1	NC	1	NC	1

Envelope Member Section Deflections (Continued)

	Member	Sec		x [in]	lc	y [in]	lc	z [in]	lc	x Rotate [r...	lc	(n) L/y Ratio	lc	(n) L/z Ratio	lc
9		5	max	-.009	6	0	1	0	1	0	1	NC	1	NC	1
10			min	-.021	3	-.103	5	0	1	0	1	NC	5	NC	1
11	2	1	max	-.009	6	0	1	0	1	0	1	NC	1	NC	1
12			min	-.021	3	-.103	5	0	1	0	1	NC	5	NC	1
19		5	max	-.012	6	0	1	0	1	0	1	NC	1	NC	1
20			min	-.034	3	-4.295	5	0	1	0	1	80.164	5	NC	1
21	3	1	max	-.012	6	0	1	0	1	0	1	NC	1	NC	1
22			min	-.034	3	-4.295	5	0	1	0	1	NC	5	NC	1
29		5	max	-.013	6	0	1	0	1	0	1	NC	1	NC	1
30			min	-.034	3	-8.003	5	0	1	0	1	22.652	5	NC	1
31	GUY1	1	max	0	1	0	1	0	1	3.591e-4	2	NC	1	NC	1
32			min	0	1	0	1	0	1	-6.777e-5	6	NC	1	NC	1
39		5	max	-.006	6	-.006	6	0	1	1.157e-3	3	NC	6	NC	1
40			min	-.015	3	-.015	3	-.103	5	-7.068e-5	6	NC	3	NC	5
41	GUY2	1	max	0	1	0	1	0	1	0	1	NC	1	NC	1
42			min	0	1	0	1	0	1	0	1	NC	1	NC	1
49		5	max	-.006	9	.06	5	0	1	0	1	NC	5	NC	1
50			min	-.086	3	-.01	1	0	1	0	1	NC	1	NC	1
51	GUY3	1	max	0	1	0	1	0	1	6.777e-5	6	NC	1	NC	1
52			min	0	1	0	1	0	1	-3.591e-4	2	NC	1	NC	1
59		5	max	-.006	6	-.006	6	.103	5	7.068e-5	6	NC	6	NC	5
60			min	-.015	3	-.015	3	0	1	-1.157e-3	3	NC	3	NC	1
61	GUY4	1	max	0	1	0	1	0	1	0	1	NC	1	NC	1
62			min	0	1	0	1	0	1	0	1	NC	1	NC	1
69		5	max	.06	5	-.006	9	0	1	0	1	NC	9	NC	1
70			min	-.01	1	-.086	3	0	1	0	1	NC	3	NC	1
71	GUY5	1	max	0	1	0	1	0	1	0	1	NC	1	NC	1
72			min	0	1	0	1	0	1	-9.315e-4	5	NC	1	NC	1
79		5	max	-.011	6	-.006	6	0	1	0	1	NC	6	NC	1
80			min	-.03	3	-.016	3	-4.295	5	-1.796e-2	5	NC	3	201.38	5
81	GUY6	1	max	0	1	0	1	0	1	0	1	NC	1	NC	1
82			min	0	1	0	1	0	1	0	1	NC	1	NC	1
89		5	max	-.011	9	3.739	5	0	1	0	1	NC	5	NC	1
90			min	-2.112	5	-.009	1	0	1	0	1	NC	1	NC	1
91	GUY7	1	max	0	1	0	1	0	1	9.315e-4	5	NC	1	NC	1
92			min	0	1	0	1	0	1	0	1	NC	1	NC	1
99		5	max	-.011	6	-.006	6	4.295	5	1.796e-2	5	NC	6	201.38	5
100			min	-.03	3	-.016	3	0	1	0	1	NC	3	NC	1
101	GUY8	1	max	0	1	0	1	0	1	0	1	NC	1	NC	1
102			min	0	1	0	1	0	1	0	1	NC	1	NC	1
109		5	max	2.059	5	-.006	9	0	1	0	1	NC	9	NC	1
110			min	-.017	1	-3.769	5	0	1	0	1	NC	5	NC	1